



## MITRE10 MEGA Summer Race Series Round 2

23<sup>rd</sup> – 25<sup>th</sup> February 2024

Manfeild Circuit Chris Amon

### WRITTEN DRIVERS BRIEFING

This briefing is issued to assist in the running and management of the meeting. If you have any inquiries regarding the meeting your first point of approach is a Competitor Relations Officer.

#### CODE OF DRIVING CONDUCT:

Competitors are to be familiar with Schedule Z Article 15 Code of Driving Conduct. Competitors should familiarize themselves with the newly rewritten Code of Driving Conduct. Clarifications have been written of unacceptable driving behaviour

#### COMPETITOR RELATIONS OFFICERS / RESULTS:

Located in the Race Secretary's Office situated to the right of the Dummy Grid near the food stands. Results will also be posted on the Manawatu Car Club Facebook Page [www.facebook.com/ManawatuCarClub](http://www.facebook.com/ManawatuCarClub).

#### CONTROL LINES:

The white **SAFETY CAR CONTROL LINE** is situated adjacent to pit lane entry.

The **RED FLAG CONTROL LINE** is situated at grid 15.

**PIT LANE SPEED** demarcation is between the broad white lines at the entry chicane and approximately 50 metres past the last pit lane garage. Maximum speed in the Fast Lane is 40km/h.

#### CIRCUIT LIMITS:

Drivers must use the Circuit at all times. For the avoidance of doubt, the white lines defining the Circuit edges are considered to be part of the Circuit, but the kerbs are not.

A Driver will be judged to have left the Circuit if:

- (i) all four (4) tyres of the vehicle are outside the white lines defining the Circuit edges, or
- (ii) (ii) if any one (1) tyre entirely exceeds the outer edge of **any kerb**.

Should a vehicle leave the Circuit the Driver may re-join, however this may only be done when it is safe to do so and without gaining an advantage or interfering with any other Competitor.

**A Driver may not deliberately leave the Circuit without justifiable reason.**

#### FIRE:

In the event of your vehicle being on fire, please pull off the circuit as soon as practicable, We have fire crews in the following positions: pit lane, exit of Turn 1/Entry to Turn 6 (lime road), outside entry to Turn 7 and at Flag Point 4 at Turn 5. All the flag points around the circuit have fire extinguishers, if you pull up next to a flag point the flag marshal will give you an extinguisher, **they are not equipped with the relevant PPE to assist in extinguishing the fire**. The fire crews as listed above are. Also we have a quad as a FIV which will come to your aid.

### FLAG POINT LIGHTS LOCATED AROUND THE CIRCUIT:

The Alitrax circuit lights system is installed at the eight flag points and above the start line.

If a safety car is deployed during racing the alternating yellow lights will come on and SC will illuminate on the flag point light arrays.

In the event of failure of the lights system, flags will be used.

### FLAG POINT ZONES:

Flag point zones are marked with blue marker pegs at intervals around the circuit. Familiarise yourself with these zones

### FUEL:

All fuel containment and refuelling must comply with the Motorsport NZ Code of Practice Fuel.

### IN CAR TIMING/COMMUNICATIONS:

For the Mitre10 Mega Summer Series Classes (**with the exception of GT-A Cup cars**), visible in-car lap timing devices are prohibited. No pit-to-driver communication is permitted during qualifying and races for these classes only. For the marque classes in car is free.

### MECHANICAL FAILURE:

Should this occur move off racing line and park as far off the track as possible - vacate the car - go to place of safety. If dropping oil it is essential you do not continue around track. If it is not possible to get the car clear of the circuit, **remain in the vehicle and await instructions from a rescue/flag marshal**. You must obey all instructions given by officials.

### MEGA VISION DISPLAY BOARD:

The Mega Vision display board is installed above the start line. This will form part of the official signalling board for this meeting. Car Numbers and warning flags etc will also be displayed here and must be obeyed.

### MOTORSPORT NZ WEIGHING SCALES/MEASURING PAD:

The scales will be located in the scrutineering shed on LHS of dummy grid.

### OFFICIAL NOTICE BOARD:

The Official Notice Board is in the documentation office on the RHS of dummy grid behind the food caravans.

### OFF-TRACK EXCURSIONS:

Stay within the confines of the circuit at all times, ie. inside the white lines. Re-join circuit as near as possible to exit point. If you are rejoining the circuit for whatever reason – ensure the way is clear and re-join slowly and carefully. Do not spray stones or debris over the circuit. Should you gain an advantage drop back into the running order before the incident or you risk a drive through penalty.

### PARC FERME:

Parc Ferme for each group will be advised to the competitors by their class co-ordinator.

### PIT/PADDOCK ANNOUNCEMENTS:

Listen for the paddock PA announcements as the timetable is a guideline and subject to change throughout the day. It is your responsibility to be on the dummy grid when called.

### PRACTICE:

Assembly area is situated on the Dummy Grid. Cars will be released by the Grid Marshals. Cars in the pit lane garages will be released from their respective pit aprons by the Grid Marshals.

Exit from the pit lane will be controlled by red and green lights mounted at track level on right side of the exit lane. You must obey these lights.

**WHEN JOINING THE CIRCUIT DO NOT CROSS THE YELLOW BLEND LINE AT PIT LANE EXIT.**

When the chequered flag is displayed. Reduce Speed. Return to the pits after a FULL RUN-DOWN LAP. The Pit Entry is at the exit of Turn 7. Stay within the white lines.

### PRACTICE START:

**A practice start is ONLY PERMITTED at pit lane exit speed de-restriction line** at the commencement of the warm-up/formation lap or during practice/qualifying. With the exception of NIFF as per series articles 6.5 (2)

### RACE RADIO:

We will not be running race radio for this round.

### RACING

All Categories: Assembly area is situated on the Dummy Grid. Cars will be released by the Grid Marshal behind the safety car in Pit Lane. The safety car will lead the field out of pit-lane, and may exit onto either the Lime Road or back straight. You are to continue around on the formation lap. Please ensure you do not dawdle on your out lap as the start lights may begin 20 seconds after the first 2 cars are in their grid positions

Cars in Pit Lane Garages: You will be released from your garages by a Grid Marshal. You are to remain on pit garage aprons until released. The safety car will be positioned at pit exit, queue behind the safety car for the formation lap

**DO NOT CROSS THE YELLOW BLEND LINE AT PIT LANE EXIT.**

At the conclusion of racing and the run-down lap, proceed into pit lane staying within the pit entry markings. You will **continue down the full length of Pit Lane Garage Complex, without stopping**, to exit into the Paddock or be directed to Parc Ferme by the marshals. You are not to return to the Paddock via the Dummy Grid unless specifically instructed by an official.

For handicap starts **DO NOT ROLL FORWARD**. Remain in your grid box until you receive your starting flag signal.

### RED FLAG PROCEDURE:

**In the event of a RED FLAG during practice/qualifying** the red lights will come on right around the circuit, STOP RACING IMMEDIATELY and return to the pits.

If there is remaining time in your practice session after the circuit is cleared, you will be released with a green light at pit exit.

**In the event of a RED FLAG during RACING** the red lights will come on right around the circuit. **You must stop racing immediately** and proceed to the red flag control line at grid 15 with no passing. Line up in single file to await further instructions.

**ANY CAR NOT NOTICABLY SLOWING ONCE THE RED FLAG HAS BEEN SHOWN WILL BE PENALISED.**

### RUN DOWN LAP:

Run down lap. You must use the full racing circuit. There shall be no short laps taken using any of the interconnecting service roads, the next field will usually be released while you are on your rundown lap. **Please ensure you do not impede them.**

### SAFETY CAR RESTART PROCEDURE:

When the Safety Car turns off its flashing lights and accelerates away from the field to return to pit lane.

- The lead vehicle will maintain the speed set by the Safety Car prior to it turning off its flashing lights until the signal to restart is given.
- All weaving must stop and no erratic acceleration or braking, nor any other manoeuvre likely to impede other competitors is permitted.
- Drivers must maintain a single file behind the lead vehicle.
- **The Race will recommence when the signal to restart (green light or flag) is displayed.**

When the signal to restart is given

- All flag points will immediately extinguish the light(s) of the signal light system and/or withdraw their yellow flag and "SC" board.
- **Drivers must maintain single file, line astern until their vehicle has crossed the Safety Car Control Line.**
- Once their vehicle has crossed the Safety Car Control Line, overtaking is permitted

### TRACKSIDE PITS:

**Pit wall is for pit crew only** - limited to three persons per team. **Minimum age 14 years.** Covered footwear only. Strictly No Smoking. Stay between the pit lane safety fence and pit wall.

**WARNING!!** *The pit lane is open and operating at all times during racing and cars may be running through it at any time.*

Pit crew are advised to take extreme care when crossing the lane.

**No stopping:** There will be **NO STOPPING in the fast lane at any time.**

**Pit lane parking.** There shall be no service vehicles in the pit lane for the duration of the meeting. All servicing is to be carried out in the pit/paddock areas.

### TIME BREAK OUTS:

Time Break outs will be advised in writing and/or as per series articles. Where appropriate competitors will be required to move to a faster time group.

### TRANSPONDERS:

**All hire transponders must be returned to the Secretary's Office before you leave the circuit.**

### TURN 7 EXIT:

**The asphalt on the outside of Turn 7 exit is not part of the race circuit.**

If you overdrive the circuit edges and have one (1) wheel over the outside of the curbing at this point, you may incur a penalty.

During qualifying can result in the deletion of your time on the completion of that lap and also the following lap.

During racing a Drive Through Penalty can be issued.



### VIRTUAL SAFETY CAR - OK CUP:

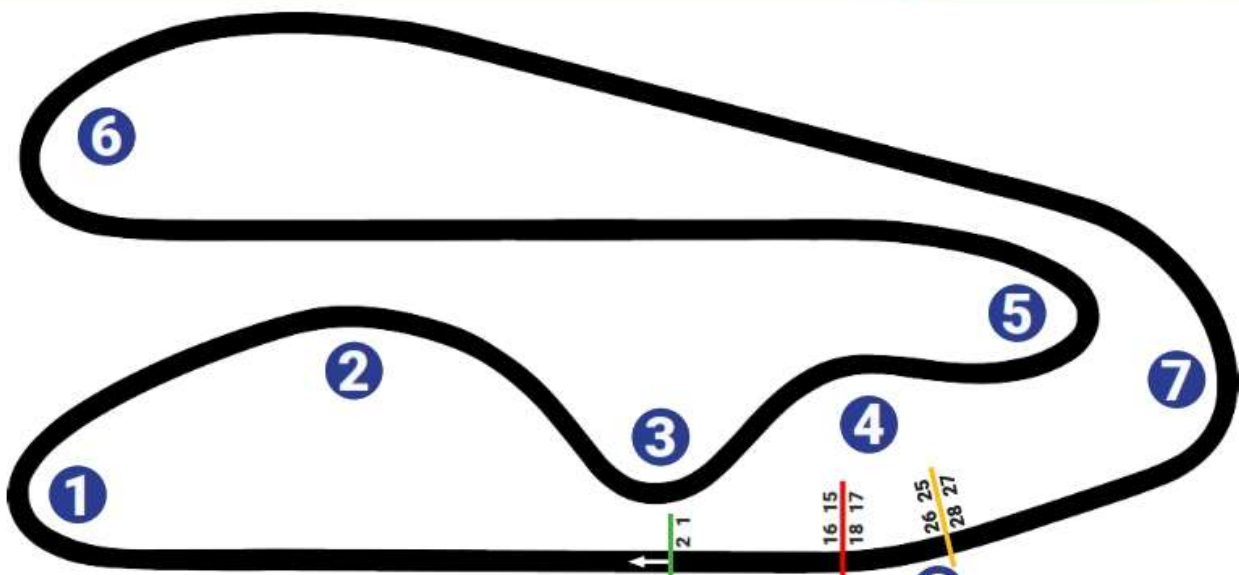
The virtual safety car will be activated by race radio by the call 5,4,3,2,1 virtual safety car. Competitors are to slow immediately to 60kph. When the incident is cleared race radio will call 5,4,3,2,1 resume racing. Cars can then resume race pace. Time penalties will be applied to cars that exceed 60 kph during the virtual safety car period. Breaches will be identified by the variance in lap times.

### WITHDRAWAL:

It is essential that these are advised in person to the Race Secretary's office. Hire transponders must be returned to the office.


**MANFEILD CIRCUIT CHRIS AMON**



**LENGTH: 3.03KM**  
**DIRECTION: CLOCKWISE**  
**ADDRESS: 59 SOUTH STREET, FEILDING**

- START/FINISH LINE
- RED FLAG CONTROL LINE
- SAFETY CAR CONTROL LINE



+64 4 815 8015 PO Box 133, Paraparaumu, 5254 [www.motorsport.org.nz](http://www.motorsport.org.nz)

Issued by



Malcolm Glen  
Clerk of the Course